

Complementary power Darlingtons

Features

- Complementary transistors in monolithic Darlingtons configuration
- Integrated collector-emitter antiparallel diode

Applications

- Audio power amplifier
- DC-AC converter
- General purpose switching applications

Description

The 2N6284 is an epitaxial-base NPN power transistor in monolithic Darlingtons configuration mounted in TO-3 metal case. It is intended for general purpose amplifier and low frequency switching applications. The complementary PNP type is 2N6287.

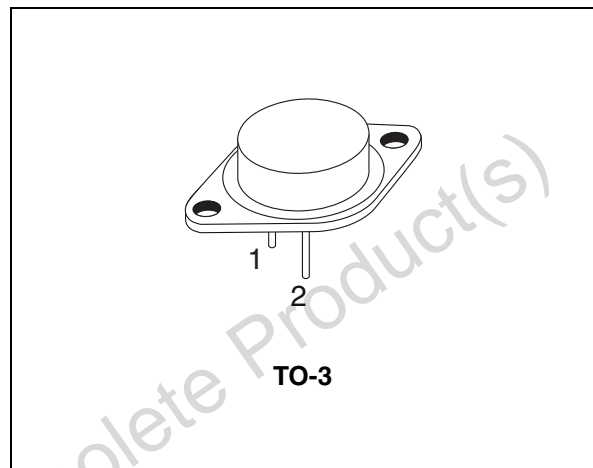


Figure 1. Internal schematic diagrams

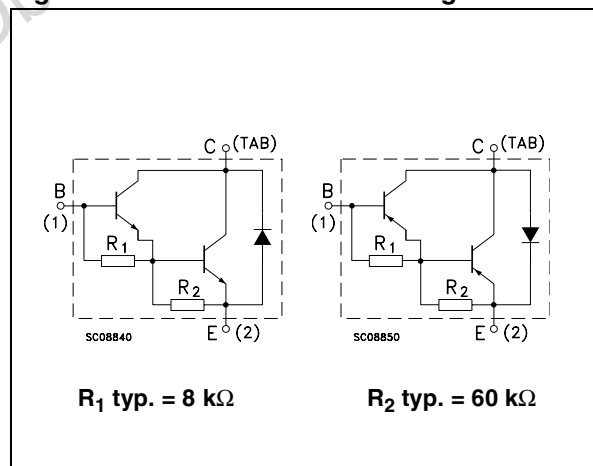


Table 1. Device summary

Order code	Marking	Package	Packaging
2N6284	2N6284	TO-3	Bag
2N6287	2N6287		

1 Absolute maximum ratings

Table 2. Absolute maximum ratings

Symbol	Parameter	Value		Unit
		NPN	2N6284	
		PNP	2N6287	
V_{CBO}	Collector-base voltage ($I_E = 0$)		100	V
V_{CEO}	Collector-emitter voltage ($I_B = 0$)		100	V
V_{EBO}	Emitter-base voltage ($I_C = 0$)		5	V
I_C	Collector current		20	A
I_{CM}	Collector peak current ($t_p < 5$ ms)		40	A
I_B	Base current		0.5	A
P_{tot}	Total dissipation at $T_C = 25$ °C		160	W
T_{stg}	Storage temperature		-65 to 200	°C
T_J	Max. operating junction temperature		200	°C

For PNP type voltage and current values are negative

Table 3. Thermal data

Symbol	Parameter	Value	Unit
$R_{thj-case}$	Thermal resistance junction-case Max	1.09	°C/W

2 Electrical characteristics

($T_{\text{case}} = 25\text{ °C}$; unless otherwise specified)

Table 4. Electrical characteristics

Symbol	Parameter	Test conditions	Min.	Typ.	Max.	Unit
I_{CEV}	Collector cut-off current ($V_{\text{BE}} = -1.5\text{ V}$)	$V_{\text{CE}} = 100\text{ V}$ $V_{\text{CE}} = 100\text{ V}$ $T_{\text{c}} = 150\text{ °C}$			0.5 5	mA mA
I_{CEO}	Collector cut-off current ($I_{\text{B}} = 0$)	$V_{\text{CE}} = 50\text{ V}$			1	mA
I_{EBO}	Emitter cut-off current ($I_{\text{C}} = 0$)	$V_{\text{EB}} = 5\text{ V}$			2	mA
$V_{\text{CEO(sus)}}^{(1)}$	Collector-emitter sustaining voltage ($I_{\text{B}} = 0$)	$I_{\text{C}} = 100\text{ mA}$	100			V
$V_{\text{CE(sat)}}^{(1)}$	Collector-emitter saturation voltage	$I_{\text{C}} = 10\text{ A}$ $I_{\text{B}} = 40\text{ mA}$ $I_{\text{C}} = 20\text{ A}$ $I_{\text{B}} = 200\text{ mA}$			2 3	V V
$V_{\text{BE(sat)}}^{(1)}$	Base-emitter saturation voltage	$I_{\text{C}} = 20\text{ A}$ $I_{\text{B}} = 200\text{ mA}$			4	V
$V_{\text{BE}}^{(1)}$	Base-emitter voltage	$I_{\text{C}} = 10\text{ A}$ $V_{\text{CE}} = 3\text{ V}$			2.8	V
$h_{\text{FE}}^{(1)}$	DC current gain	$I_{\text{C}} = 10\text{ A}$ $V_{\text{CE}} = 3\text{ V}$ $I_{\text{C}} = 20\text{ A}$ $V_{\text{CE}} = 3\text{ V}$	750 100		18000	
h_{fe}	Small signal current gain	$I_{\text{C}} = 10\text{ A}$ $V_{\text{CE}} = 3\text{ V}$ $f = 1\text{ kHz}$	300			
C_{CBO}	Collector-base capacitance ($I_{\text{E}} = 0$)	$V_{\text{CB}} = 10\text{ V}$ $f = 100\text{ kHz}$ for 2N6284 for 2N6287			400 600	pF pF

1. Pulsed duration = 300 μs , duty cycle $\leq 1.5\%$

For PNP type voltage and current values are negative

2.1 Electrical characteristics (curves)

Figure 2. DC current gain (NPN type)

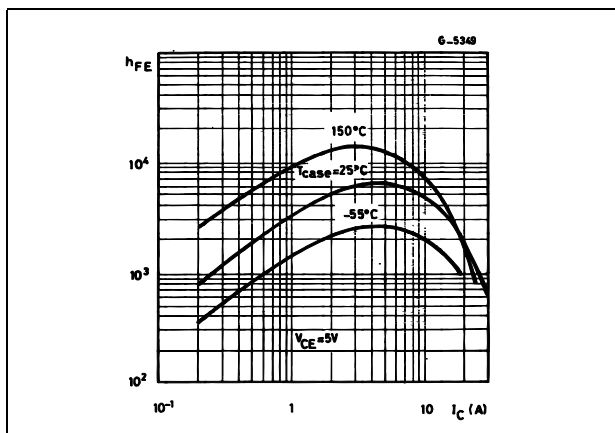


Figure 3. DC current gain (PNP type)

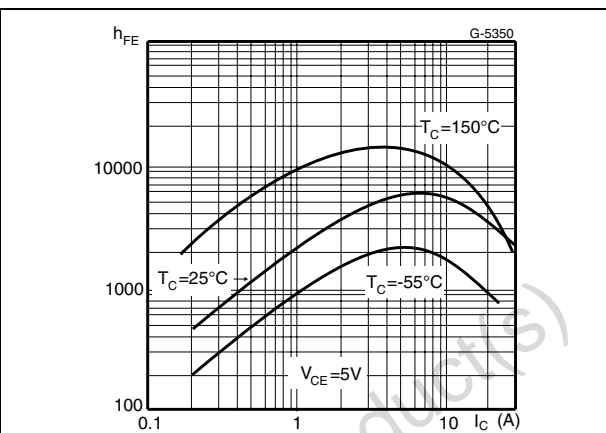


Figure 4. DC current gain (NPN type)

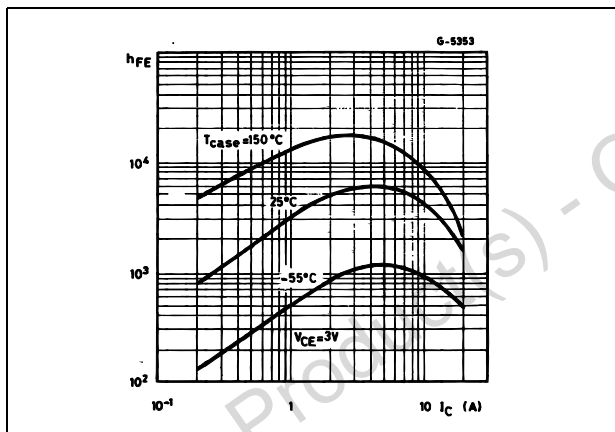


Figure 5. DC current gain (PNP type)

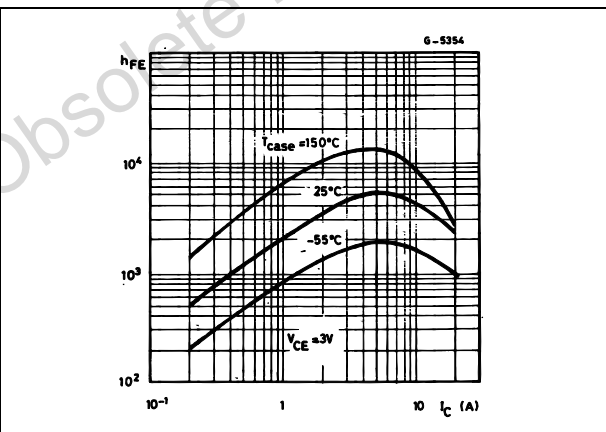


Figure 6. Collector-emitter saturation voltage (NPN type)

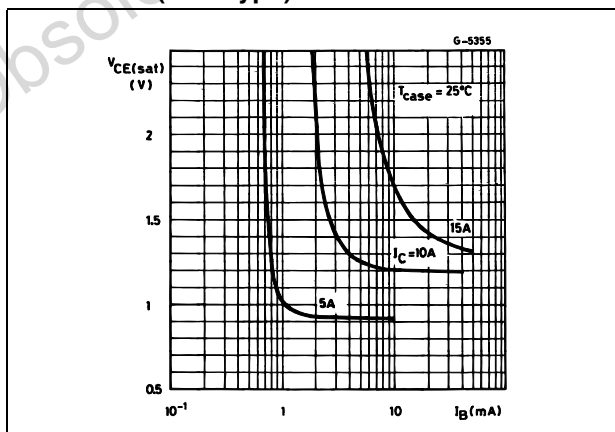
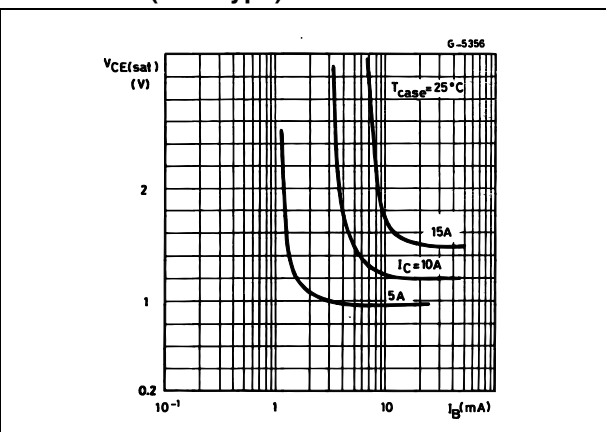


Figure 7. Collector-emitter saturation voltage (PNP type)



3 Package mechanical data

In order to meet environmental requirements, ST offers these devices in different grades of ECOPACK® packages, depending on their level of environmental compliance. ECOPACK® specifications, grade definitions and product status are available at: www.st.com. ECOPACK® is an ST trademark.

Obsolete Product(s) - Obsolete Product(s)

4 Revision history

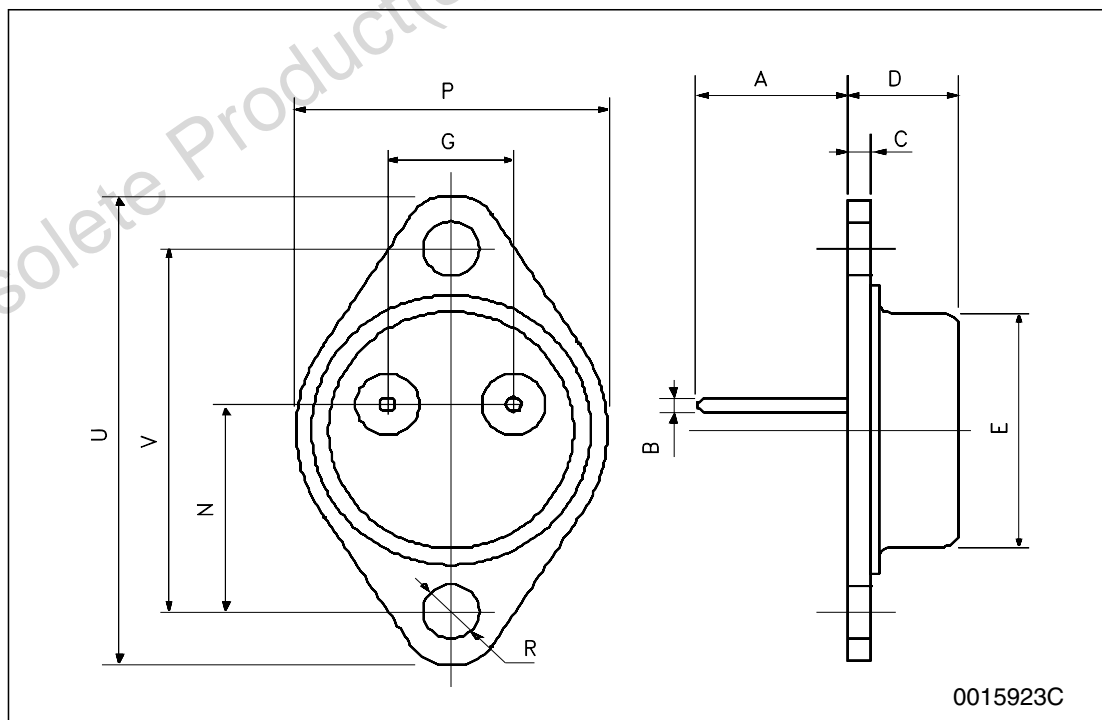
Table 5. Document revision history

Date	Revision	Changes
02-Mar-2000	2	
26-Jan-2009	3	Added paragraph 2.1

Obsolete Product(s) - Obsolete Product(s)

TO-3 mechanical data

DIM.	mm.		
	min.	typ	max.
A	11.00		13.10
B	0.97		1.15
C	1.50		1.65
D	8.32		8.92
E	19.00		20.00
G	10.70		11.10
N	16.50		17.20
P	25.00		26.00
R	4.00		4.09
U	38.50		39.30
V	30.00		30.30



Please Read Carefully:

Information in this document is provided solely in connection with ST products. STMicroelectronics NV and its subsidiaries ("ST") reserve the right to make changes, corrections, modifications or improvements, to this document, and the products and services described herein at any time, without notice.

All ST products are sold pursuant to ST's terms and conditions of sale.

Purchasers are solely responsible for the choice, selection and use of the ST products and services described herein, and ST assumes no liability whatsoever relating to the choice, selection or use of the ST products and services described herein.

No license, express or implied, by estoppel or otherwise, to any intellectual property rights is granted under this document. If any part of this document refers to any third party products or services it shall not be deemed a license grant by ST for the use of such third party products or services, or any intellectual property contained therein or considered as a warranty covering the use in any manner whatsoever of such third party products or services or any intellectual property contained therein.

UNLESS OTHERWISE SET FORTH IN ST'S TERMS AND CONDITIONS OF SALE ST DISCLAIMS ANY EXPRESS OR IMPLIED WARRANTY WITH RESPECT TO THE USE AND/OR SALE OF ST PRODUCTS INCLUDING WITHOUT LIMITATION IMPLIED WARRANTIES OF MERCHANTABILITY, FITNESS FOR A PARTICULAR PURPOSE (AND THEIR EQUIVALENTS UNDER THE LAWS OF ANY JURISDICTION), OR INFRINGEMENT OF ANY PATENT, COPYRIGHT OR OTHER INTELLECTUAL PROPERTY RIGHT.

UNLESS EXPRESSLY APPROVED IN WRITING BY AN AUTHORIZED ST REPRESENTATIVE, ST PRODUCTS ARE NOT RECOMMENDED, AUTHORIZED OR WARRANTED FOR USE IN MILITARY, AIR CRAFT, SPACE, LIFE SAVING, OR LIFE SUSTAINING APPLICATIONS, NOR IN PRODUCTS OR SYSTEMS WHERE FAILURE OR MALFUNCTION MAY RESULT IN PERSONAL INJURY, DEATH, OR SEVERE PROPERTY OR ENVIRONMENTAL DAMAGE. ST PRODUCTS WHICH ARE NOT SPECIFIED AS "AUTOMOTIVE GRADE" MAY ONLY BE USED IN AUTOMOTIVE APPLICATIONS AT USER'S OWN RISK.

Resale of ST products with provisions different from the statements and/or technical features set forth in this document shall immediately void any warranty granted by ST for the ST product or service described herein and shall not create or extend in any manner whatsoever, any liability of ST.

ST and the ST logo are trademarks or registered trademarks of ST in various countries.

Information in this document supersedes and replaces all information previously supplied.

The ST logo is a registered trademark of STMicroelectronics. All other names are the property of their respective owners.

© 2009 STMicroelectronics - All rights reserved

STMicroelectronics group of companies

Australia - Belgium - Brazil - Canada - China - Czech Republic - Finland - France - Germany - Hong Kong - India - Israel - Italy - Japan - Malaysia - Malta - Morocco - Singapore - Spain - Sweden - Switzerland - United Kingdom - United States of America

www.st.com